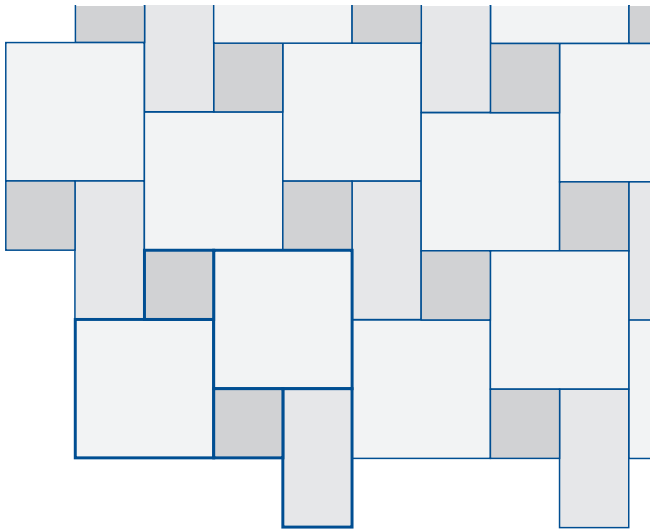



VARIANTE 1




Maße [cm]	Bedarf St./Modul	Bedarf St./m ²
30 x 30	2 St. = 0,18m ²	1,88 St. = 0,17 m ² (17%)
60 x 30	1 St. = 0,18m ²	0,94 St. = 0,17 m ² (17%)
60 x 60	2 St. = 0,72m ²	1,82 St. = 0,66 m ² (66%)
Summe:	1,08m²	1,00m²

VARIANTE 2



Maße [cm]	Bedarf St./Modul	Bedarf St./m ²
30 x 30	2 St. = 0,18m ²	1,38 St. = 0,125 m ² (12,5%)
60 x 30	1 St. = 0,18m ²	0,69 St. = 0,125 m ² (12,5%)
60 x 60	3 St. = 1,08m ²	2,07 St. = 0,750 m ² (75,0%)
Summe:	1,44m²	1,00m²

VARIANTE 3



Maße [cm]	Bedarf St./Modul	Bedarf St./m ²
30 x 30	2 St. = 0,18m ²	1,54 St. = 0,14 m ² (14%)
60 x 30	2 St. = 0,36m ²	1,62 St. = 0,29 m ² (29%)
60 x 60	2 St. = 0,72m ²	1,58 St. = 0,57 m ² (57%)
Summe:	1,26m²	1,00m²